



Warp 360 Accumulator - System for fast change by MB-Modelltechnik

1 Scope of Supply


- 2 pcs guide plate made of 2,5mm CFK
- 2 pcs bearing plate made of 1,5mm CFK
- 6 pcs M2,5x12 cyl. head Allen screw
- Plate for accumulator (quantity varies acc. to set)



2 Mounting Instructions

2.1 Disassembly of screws

Remove the 3 pcs M2,5x6 cyl. head Allen screws on each side.




2.2 Assembly of the plates

Apply the guide plates as shown on the illustration, the machined grooves should be on the inside.



Then position the bearing plates onto the guide plates and fix, at the moment only slightly, with the supplied screws.

The front screws on the left and right side can be tightened properly. The screws are free in the bearing plates, they only fix the guide plates.




2.3 Setting of the mechanism to snap the plate for the accumulator into place

To allow optimum setting of the mechanism to snap the plate for the accumulator into place, long holes were machined into the bearing plates.

At first insert the plate for the accumulator.



Then shift the bearing plates until the hangers, when inserting the plate for the accumulator, snap in without being forced. Thereafter tighten the 4 pcs M2,5x12 cyl. head Allen screws.



2.4 Assembly of the accumulator:



- The plate for the accumulator is designed in that way that the accumulator can be fixed longitudinal or at right angle by means of Velcro tape or shrink sleeving.



2.5 Change of accumulator

- Insert the accumulator and take care that both hangers are snapped in.
- To remove the accumulator, push the hangers slightly apart and then pull out the accumulator.

Attention!!

Always take care that the plate for the accumulator has snapped in and is fixed before starting to fly !!!



We pay utmost attention when manufacturing our components.

However, since in most cases our systems have to be fixed to existing components, minor remachining may become necessary !

The Team of MB-Modelltechnik Team is hoping you will enjoy the use of our products!